

# Plainfield Public Schools Facility Study



Prepared by Bureau Veritas

4/8/24

Slides created by Plainfield Public Schools  
Full reports available online at [www.plainfieldschools.org](http://www.plainfieldschools.org)



# Timeline for Facilities Study

The Plainfield school district facilities study timeline:

1. Community Meetings were completed September 19<sup>th</sup> and 20<sup>th</sup> 2023
2. Walkthroughs of all buildings completed in the months of October and November.
3. Capital inventory of all buildings and preliminary building condition reports were reviewed in November, December and January.
4. Preventative Maintenance Plan was reviewed and finalized in the month of January.
5. Completion of parent, student, faculty and community surveys (Complete and processed- November)
6. Preliminary classroom space and usage reports were submitted at the end of February and finalized in the month of March.
7. Public Presentation in April.



# Additional Report on PHS Generator



36 - EMERGENCY GENERATOR

**Salamone**  
**& Associates, P.C.**  
Consulting Engineers

- At the request of the Public, an additional study was conducted on the generator at Plainfield High School. This study was completed in February of 2024 and communicated at the February BOE meeting.
  - For capital budget planning purposes the construction cost estimate for providing a second standby generator, automatic transfer switch, panelboard and associated wiring, conduit to provide power for the kitchen refrigeration systems is approximately \$300,000 based upon current construction costs.
  - The construction cost estimate for providing an exterior temporary generator cam-lock docking station, manual transfer switch, panelboard and associated wiring, conduit to provide power for the kitchen refrigeration systems is approximately \$150,000 based upon current construction costs.

# FACILITIES AND MANAGEMENT

[Plainfield Public Schools](#) » [Departments](#) » [Facilities and Management](#)

## PLAINFIELD PUBLIC SCHOOLS

### FACILITIES STUDY REPORTS

[EARLY CHILDHOOD CENTER](#)

[MOOSUP ELEMENTARY SCHOOL](#)

[SHEPARD HILL ELEMENTARY SCHOOL](#)

[PLAINFIELD MEMORIAL SCHOOL](#)

[PLAINFIELD CENTRAL MIDDLE SCHOOL](#)

[PLAINFIELD HIGH SCHOOL](#)

[PLAINFIELD PUBLIC SCHOOLS SPACE ANALYSIS](#)

[PLAINFIELD SCHOOLS PREVENTATIVE MAINTENANCE PLAN](#)

[PLAINFIELD HIGH SCHOOL STANDBY GENERATOR ASSESSMENT](#)

---

[EPA - TOOLS FOR SCHOOLS](#)

[ED050 School Facilities Survey](#)

[Integrated Pest Management Plan](#)

# In Each Facility Condition Assessment Report

- Executive Summary
- Property Overview and Assessment Details
- Significant/Systemic Findings and Deficiencies
- Facility Condition Index (FCI)
- Immediate Needs
- Key Findings

# Plan Types also included in building FCA report:

- Building and Site Information
- Property Space Use and Observed Areas
- ADA Accessibility .
- Energy and Sustainability
- Purpose and Scope
- Opinions of Probable Costs

# Plainfield Early Childhood Center



BUREAU  
VERITAS



## General Information

<b>Property Type</b>	School
<b>Main Address</b>	651 Norwich Road, Plainfield, Connecticut 06374
<b>Site Developed</b>	1913 Renovated 2000
<b>Site Area</b>	3.0 acres (estimated)
<b>Parking Spaces</b>	46 total spaces all in open lots; 4 of which are accessible
<b>Building Area</b>	26,280 SF

## Reserve Summary

**IMMEDIATE 2-Year 5-Year 10-Year 20-Year**

Totals, Unescalated

\$49,375 \$89,733 \$580,120 \$1,687,556 \$3,426,123

**Totals, Escalated (3.00% inflation, compounded annually)**

**\$49,375 \$90,943 \$640,097 \$2,040,237 \$4,861,726**

Average yearly investment: \$243,086 [Show year by year](#)



### Site Information

[Edit](#)

Assessment Date	09/11/2023
Facility	Early Childhood Center
Short Name	ECE
Replacement Value	\$9,066,600
Street	651 Norwich Road
City	Plainfield
State	CT
Zip	06374
BV Project Number	163022.23R000-001.379
Number of Buildings	1
Total Square Footage	26280
GPS	41.6760889, -71.9163291



# Moosup Elementary School



## General Information

<b>Property Type</b>	School
<b>Main Address</b>	35 Church Street, Plainfield, Connecticut 06354
<b>Site Developed</b>	1965 Renovated 1992
<b>Site Area</b>	5.0 acres (estimated)
<b>Parking Spaces</b>	48 total spaces all in open lots; 2 of which are accessible
<b>Building Area</b>	53,856 SF
<b>Number of Stories</b>	3 above grade levels

Reserve Summary	IMMEDIATE	2-Year	5-Year	10-Year	20-Year
-----------------	-----------	--------	--------	---------	---------

Totals, Unescalated	\$18,838	\$291,487	\$1,498,016	\$2,575,380	\$6,815,043
---------------------	----------	-----------	-------------	-------------	-------------

<b>Totals, Escalated (3.00% inflation, compounded annually)</b>	<b>\$18,838</b>	<b>\$304,734</b>	<b>\$1,699,721</b>	<b>\$3,136,963</b>	<b>\$10,278,537</b>
---	-----------------	------------------	--------------------	--------------------	---------------------

Average yearly investment: \$513,927 [Show year by year](#)



Site Information		Edit
Assessment Date	09/11/2023	
Facility	Moosup Elementary	
Short Name	MES	
Replacement Value	\$17,503,200	
Street	35 Church Street	
City	Plainfield	
State	CT	
Zip	06354	
BV Project Number	163022.23R000-003.370	
Total Square Footage	53856	
GPS	41.7165359, -71.8803867	

# Shepard Hill Elementary School



## General Information

<b>Property Type</b>	School
<b>Main Address</b>	234 Shepard Hill Road, Plainfield, Connecticut 06374
<b>Site Developed</b>	1992
<b>Site Area</b>	87.26 acres (parcel shared with adjacent high school)
<b>Parking Spaces</b>	114 total spaces all in open lots; 4 of which are accessible
<b>Building Area</b>	83,438 square feet (as reported on property record) 74,283 square feet (as reported by school district)
<b>Number of Stories</b>	2 above grade levels

## Reserve Summary

IMMEDIATE

2-Year

5-Year

10-Year

20-Year

Totals, Unescalated

\$191,573 \$1,305,313 \$2,968,363 \$6,036,144 \$10,298,457

**Totals, Escalated (3.00% inflation,  
compounded annually)**

**\$191,573 \$1,347,510 \$3,225,999 \$7,219,382 \$13,840,337**

Average yearly investment: \$692,017 [Show year by year](#)



★ Cover Photo

### Site Information

[Edit](#)

Assessment Date

Facility

Shepard Hill Elementary

Short Name

SHE

Replacement Value

\$27,117,350

Street

234 Shepard Hill Road

City

Plainfield

State

CT

Zip

06374

BV Project Number

163022.23R000-002.379

Total Square Footage

83438

GPS

41.7338876, -71.9065102

# Plainfield Memorial School



## General Information

<b>Property Type</b>	School
<b>Main Address</b>	95 Canterbury Road, Plainfield, Connecticut 06374
<b>Site Developed</b>	1970 Addition and major renovation 1992
<b>Site Area</b>	12.0 acres (estimated)
<b>Parking Spaces</b>	68 total spaces all in open lots; 3 of which are accessible
<b>Building Area</b>	53,400 SF
<b>Number of Stories</b>	2 above grade levels

# Reserve Summary

IMMEDIATE

2-Year

5-Year

10-Year

20-Year

Totals, Unescalated

\$35,565 \$489,887 \$1,016,698 \$4,135,859 \$5,456,652

**Totals, Escalated (3.00% inflation, compounded annually)**

**\$35,565 \$505,583 \$1,113,115 \$5,279,252 \$7,419,688**

Average yearly investment: \$370,984 [Show year by year](#)



## Site Information

[Edit](#)

Assessment Date	09/11/2023
Facility	Plainfield Memorial School
Short Name	PMS
Replacement Value	\$18,423,000
Street	95 Canterbury Road
City	Plainfield
State	CT
Zip	06374
BV Project Number	163022.23R000-004.370
Total Square Footage	53400
GPS	41.6823218, -71.93152

# Plainfield Central Middle School



## General Information

<b>Property Type</b>	School
<b>Main Address</b>	75 Canterbury Road, Plainfield, Connecticut 06374
<b>Site Developed</b>	1982 Renovated (Addition) 1992
<b>Site Area</b>	25.0 acres (as reported by school district)
<b>Parking Spaces</b>	96 total spaces all in open lots; 4 of which are accessible
<b>Building Area</b>	87,000 SF (as reported by school district)
<b>Number of Stories</b>	2 above grade levels

Reserve Summary	IMMEDIATE	2-Year	5-Year	10-Year	20-Year
-----------------	-----------	--------	--------	---------	---------

Totals, Unescalated	\$113,086	\$1,070,467	\$4,531,880	\$6,844,940	\$8,879,142
---------------------	-----------	-------------	-------------	-------------	-------------

<b>Totals, Escalated (3.00% inflation, compounded annually)</b>	<b>\$113,086</b>	<b>\$1,099,165</b>	<b>\$5,068,118</b>	<b>\$8,146,421</b>	<b>\$11,523,646</b>
---	------------------	--------------------	--------------------	--------------------	---------------------

Average yearly investment: \$576,182 [Show year by year](#)



**Site Information** [Edit](#)

Assessment Date	09/11/2023
Facility	Plainfield Central Middle School
Short Name	PCMS
Replacement Value	\$30,015,000
Street	75 Canterbury Road
City	Plainfield
State	CT
Zip	06374
BV Project Number	163022.23R000-005.379
Total Square Footage	87000
GPS	41.681869, -71.9319831



# Plainfield High School



General Information	
Property Type	High School
Main Address	105 Putnam Road, Plainfield, Connecticut 06372
Site Developed	2005
Site Area	87.26 acres (estimated)
Parking Spaces	550 total spaces all in open lots; 10 of which are accessible (estimated)
Building Area	169,456 square feet
Number of Stories	Two above grade

## Reserve Summary

IMMEDIATE

2-Year

5-Year

10-Year

20-Year

Totals, Unescalated

\$393,051 \$3,471,992 \$6,165,127 \$11,759,658 \$23,596,699

**Totals, Escalated (3.00% inflation,  
compounded annually)**

**\$393,051 \$3,659,480 \$6,713,843 \$13,793,023 \$33,526,327**

Average yearly investment: \$1,676,316 [Show year by year](#)



### Site Information

[Edit](#)

Assessment Date	09/09/2023
Facility	Plainfield High School
Short Name	PHS
Replacement Value	\$54,750,000
Street	105 Putnam Road
City	Plainfield
State	CT
Zip	06372
BV Project Number	163022.23R000-006.379
Total Square Footage	150000
GPS	41.7315979, -71.9053986

# Facilities Maintenance report

## PREVENTATIVE MAINTENANCE PROJECT



**BUREAU  
VERITAS**

*prepared for*

**Plainfield Public Schools**  
651 Norwich Road  
Plainfield, Connecticut 06374  
John Richards



### PREPARED BY:

*Bureau Veritas  
6021 University Boulevard, Suite 200  
Ellicott City, Maryland 21043  
800.733.0660  
[www.us.bureauveritas.com](http://www.us.bureauveritas.com)*

### BV CONTACT:

*Mary Venable  
Program Manager  
800.733.0660 x7292719  
[Mary.Venable@bureauveritas.com](mailto:Mary.Venable@bureauveritas.com)*

# Preventative Maintenance Plan

## 6. Preventive Maintenance Schedules

Following are the preventive maintenance schedules recommended by BVNA for the facilities equipment included in this project. Each PM Schedule includes recommended tasks, frequency, and safety notes.

### 6.1 Classification: Conveying

#### 6.1.1 Type: Elevator

(3 MO) Elevator PM

Safety Notes:

Review the work about to be performed. Identify PPE required to perform the work safely. Use the correct tools and ensure tools are in good condition.

Task Instructions:

1. Check with operating or area personnel for deficiencies.
2. Ride in the car to observe the operation of doors, leveling, smoothness, and door reopening devices at each landing. Listen for unusual noises in the car and in the hoist way.
3. Inspect and lubricate (as required) machinery, [pumps, piping, drive, valve (Hydraulic Elevators)], [sheaves, worm, gear, motor, brake (Electric Elevators)], selector, and controller.
4. Check and clean the door switch contacts.
5. Check the door speed control switches.
6. Check the condition of resistors and mounting assemblies.
7. Check the car top and hoistway for loose covers, vanes, or components.
8. Inspect the traveling cables for damage.
9. Inspect the counterweight rope for wear and lubrication (if equipped).
10. (Electric Elevators) Inspect the brake linings (as required)
11. (Electric Elevators) Inspect all ropes for wear and lubrication (do not lubricate the governor rope) - replace or lubricate the ropes if required. Clean the governor and hoist ropes. Inspect the rope hitches, fastenings, and shackles - equalize ropes if warranted.
12. (Electric Elevators) Check the car position sensor drive wheel.
13. (Electric Elevators) Check decelerations, advances, and accelerations to ensure all cars are matched.
14. (Electric Elevators) Inspect all parts of the safeties and adjust clearance between the safety jaws and guide rails.

Table 2-Estimated Productive Hours per Full- Time Employee

Available Productive Hours Per Full-Time Employee	
Total Hours Per Year	2,080
Vacation Hours	120
Sick Hours	40
Training Hours	40
Holiday Hours	104
Available Productive Hours Per FTE	<b>1,776</b>

The percentages of productive hours that maintenance staff would spend performing different activities were then estimated based on industry experience. These estimates are shown below in Table 3.

Table 3-Estimated Usage of Labor Hours

Distribution of Productive Hours	%
Preventive Maintenance	37
Repairs	37
Other (Snow Removal, Room Setup, etc.)	16
Travel	10
Total	<b>100</b>

The number of FTE required for each craft was calculated using the following formula:

$$FTE = \frac{(Estimated\ PM\ Labor\ Hours)}{((\% \text{ Productive Hours for PM}) / 100)(Available\ Productive\ Hours)}$$

As an example, the number of FTE for HVAC is calculated as follows:

$$[FTE]_{HVAC} = \frac{1495.25\ Hours}{(37 / 100)(1,776\ Hours/FTE)}$$

$$[FTE]_{HVAC} = 2.28$$

# Space Utilization Analysis Plainfield Public Schools Plainfield, CT



BUREAU  
VERITAS



# School Construction Space Requirements

Projected Enrollment	Grades				
	Pre-K and K	1 to 4	5 to 6	7 to 9	10 to 12
	Maximum Allowable Square Footage per Pupil				
0-350	124	124	156	180	194
351-750	120	120	152	176	190
751-1500	116	116	148	170	184
Over 1500	112	112	142	164	178

The maximum allowable square footage per pupil is then compared to the actual per-pupil square footage. If the resulting ratio is less than one, the building is considered to be oversized for grant computation purposes. Therefore, the ratio is applied to all project costs, except site and building purchase costs, and the reimbursement is corresponding reduced.

For school expansion or extension projects involving a school building constructed before 1950, the space standard is increased by 25% for any pre-1950 building that remains part of the new project when it is completed. This means if a project has considerable square footage built before 1950, the standard is more generous so, within limits, a larger project could be fully reimbursable. SDE's webpage provides worksheets with a range of examples covering instances where there is no part of the project including pre-1950 building footage and other examples where there is pre-1950 footage (see link below).

Space standards do not apply to projects solely for correction of code or health violations, roof replacements, vocational agriculture equipment projects, board of education central administration projects, and projects solely for purchase of a building if there is not alteration, extension, or renovation component to the project.

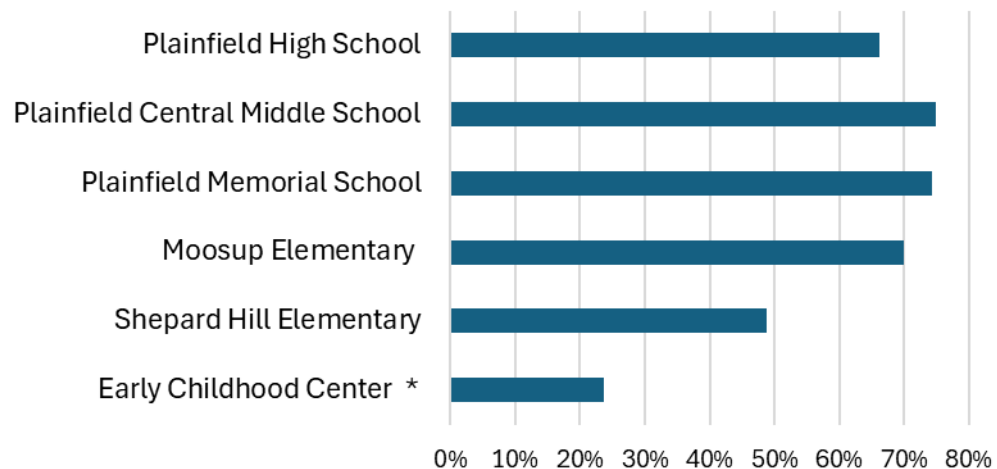
# Executive Summary



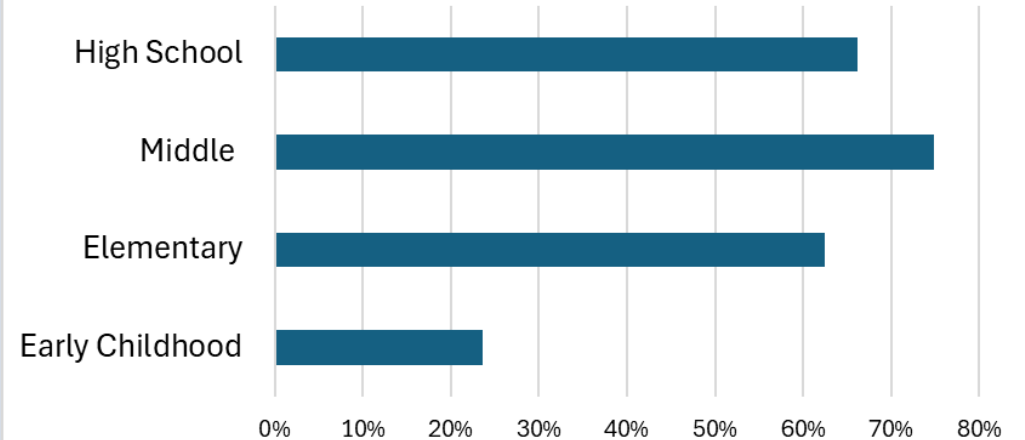
**BUREAU  
VERITAS**

School Capacity vs. Projected Enrollment 2024-2025					
Facility	Reported Area (Sq.Ft.)	Target Enrollment	2024-2025 Projected Enrollment	Occupancy %	Surplus Capacity (# Students)
Early Childhood Center *	26,280	360	85	24%	275
Shepard Hill Elementary	74,283	576	281	49%	295
Moosup Elementary	53,856	409	286	70%	123
Plainfield Memorial School	53,400	398	296	74%	102
Plainfield Central Middle School	87,000	566	424	75%	142
Plainfield High School	169,456	805	533	66%	272
<b>Total all schools</b>	<b>464,275</b>	<b>3,114</b>	<b>1,905</b>	<b>61%</b>	<b>1,209</b>

Projected vs. Target 2024 - 2025 Enrollment by School



Projected vs. Target 2024 - 2025 Enrollment by Level



# Note on Room Numbering

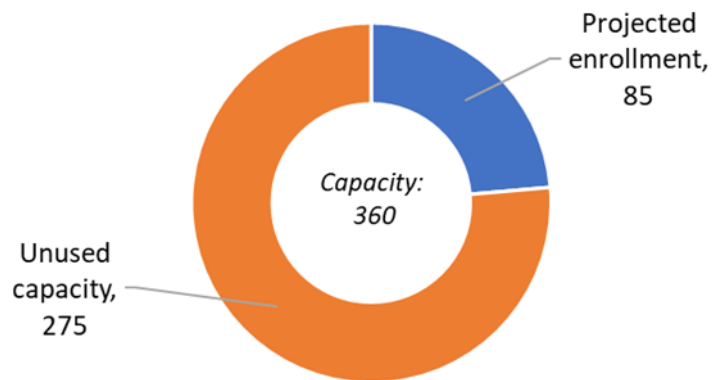
- Bureau Veritas noted that some classrooms are not identified with a room number, only identified by name. For safety reasons, all classrooms should be identified using a logical numbering system.



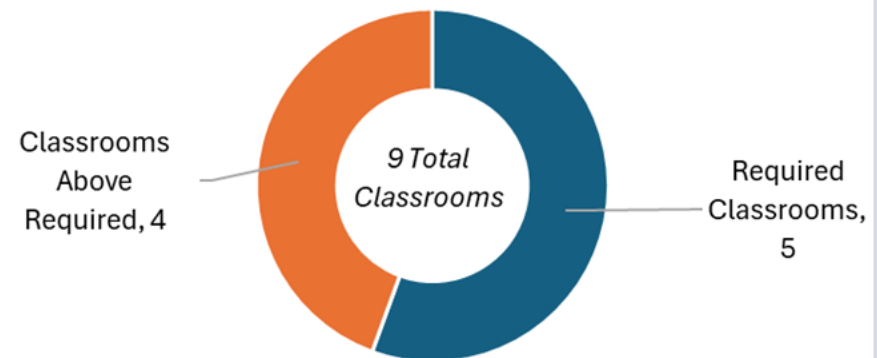
# Early Childhood Center (1913 - Renovated 2000)

Student Enrollment and Capacity		Standard
<b>2024-2025 Projected enrollment</b>	85	
<b>Student capacity per state standards:</b>		
▪Per square foot of general classroom	180	35 SF of core classroom space per student
x 2 (morning and afternoon classes)	360	

Projected vs. Target Enrollment



Early Childhood Center - Classrooms





### Plainfield Early Childhood Center Space Allocation by Room Type

Room Type	# Rooms	Total Area (SQ. FT)	Standard SF	Variance	Classification
Cafeteria / Dining	1	648	712	-9%	Dining
Nurses' Office / Waiting Room	1	616	350	76%	Administration
Office	4	2,356	400	489%	Administration
Resource Room	1	538	450	20%	Classroom - Specialty
Conference room	1	588	250	135%	Administration
Teacher Planning	1	498	300	66%	Administration
OT/PT Room	1	273	200	37%	Classroom - Specialty
Classroom - General	9	6,448	8,100	-20%	Classroom - General
Self-Contained SPED	1	638	900	-29%	Classroom - Specialty
Superintendent + meeting area	2	1,422	754	89%	Administration
<b>Grand Total</b>	<b>22</b>	<b>14,025</b>			
<b>Reported Gross SF</b>		<b>26,280</b>			

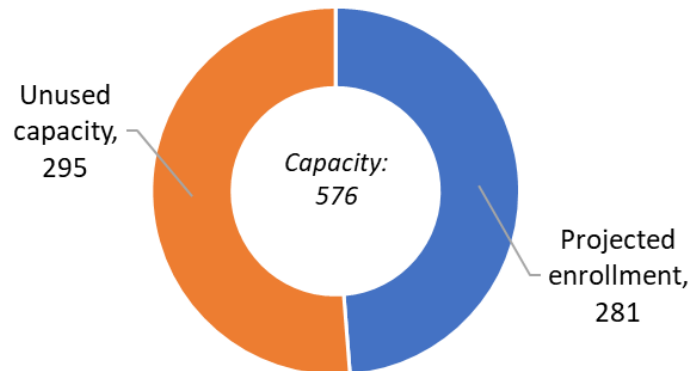
# Shepard Hill Elementary (1992)



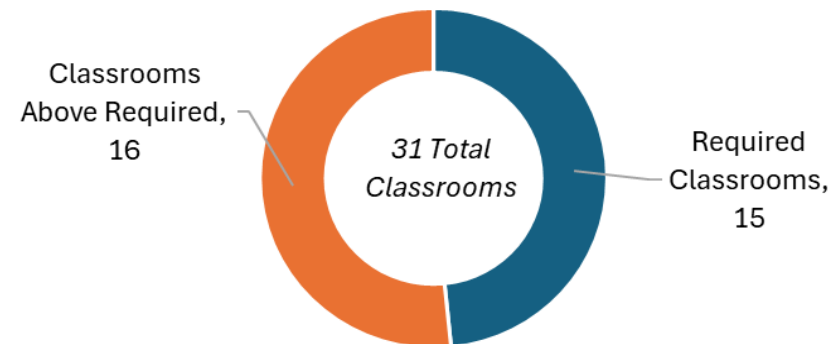
BUREAU  
VERITAS

Student Enrollment and Capacity		Standard
2024-2025 Projected enrollment	281	
Student capacity per state standards:		
•Per square foot of general classroom	576	35 SF of core classroom space per student

Projected vs. Target Enrollment



Shepard Hill - Classrooms





BUREAU  
VERITAS

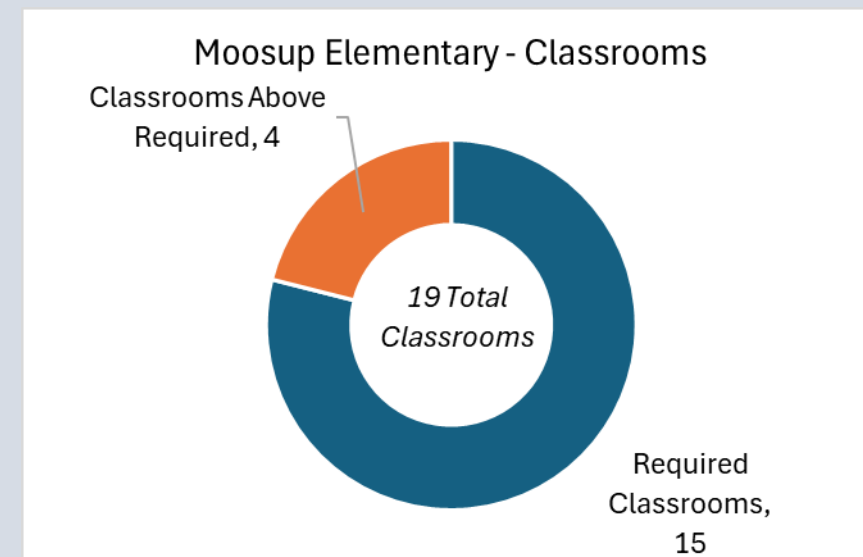
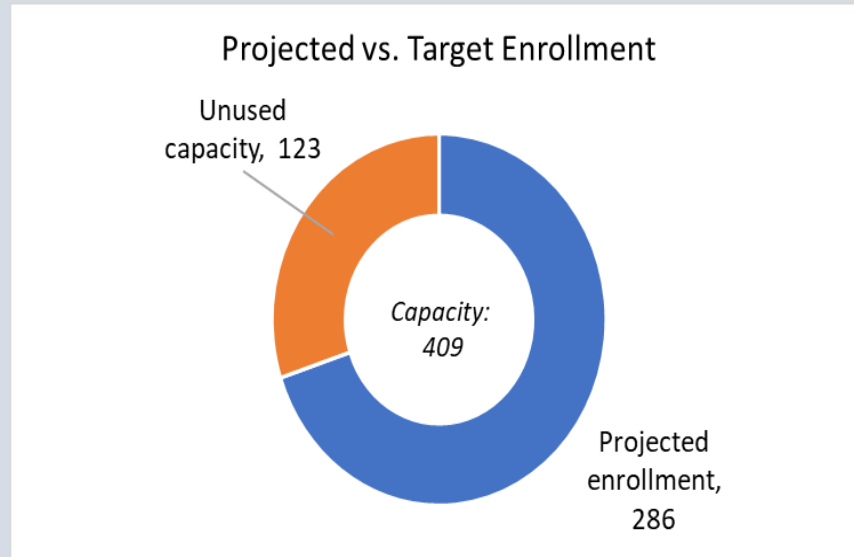
### Shepard Hill Elementary School Space Allocation by Room Type

Room Type	# Rooms	Total Area (SQ. FT)	Standard SF	Variance	Classification
Nurses' Office / Waiting Room	1		350		Administration
Office	7	359	700		Administration
Classroom - General	26	17,104	23,400	-27%	Classroom - General
Self-Contained SPED	11	5,277	9,900	-47%	Classroom - Specialty
Storage	2		900	-100%	Storage
Gymnasium	1	4,480	10,000	-55%	Gymnasium and Sports Related Areas
Multi-Purpose Room	1	2,950	1,500	97%	Assembly
Custodial Office	4		600	-100%	Maintenance and Support
Principal's Office	1		150		Administration
Kindergarten w/ toilet	4	2,704	4,800		Kindergarten w/ toilet
Media Center / Reading Room	1	1,250	1,170		Classroom - Specialty
Music Classroom / Large Group - 25-50 seats	1	795	1,500	-47%	Classroom - Specialty
Art Classroom - Grades 1-5	1	915	1,200	-24%	Classroom - Specialty
Science Classroom / Lab	1	650	1,200	-46%	Classroom - Specialty
<b>Grand Total</b>	<b>62</b>	<b>36,484</b>			
<b>Reported Gross SF</b>		<b>74,283</b>			



# Moosup Elementary (1965 - Renovated 1992)

Student Enrollment and Capacity		Standard
2024-2025 Projected enrollment	286	
Student capacity per state standards:		
▪Per square foot of general classroom	409	35 SF of core classroom space per student





Moosup Elementary School  
Space Allocation by Room Type

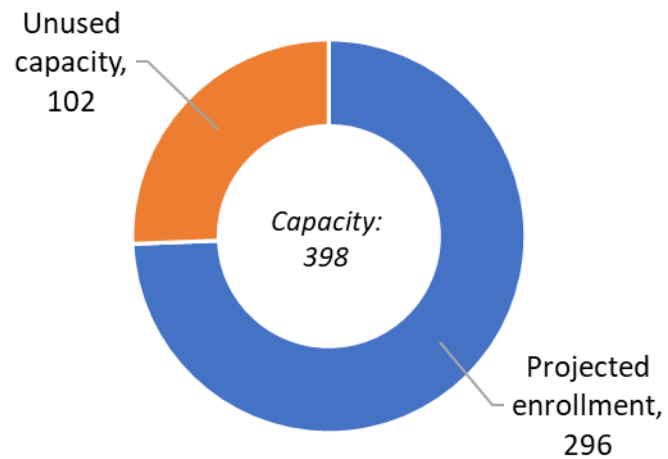
Room Type	# Rooms	Total Area (SQ. FT)	Standard SF	Variance	Classification
Nurses' Office / Waiting Room	1	500	350	43%	Administration
OT/PT Room	1	468	200	134%	Classroom - Specialty
Classroom - General	19	14,543	17,100	-15%	Classroom - General
Self-Contained SPED	3	1,340	2,700	-50%	Classroom - Specialty
Gymnasium	1	4,428	10,000	-56%	Gymnasium and Sports Related Areas
Staff Lunch Room	1	450	600	-25%	Administration
Media Center / Reading Room	1	1,950	1,170	67%	Classroom - Specialty
Music Classroom / Large Group - 25-50 seats	1	1,000	1,500	-33%	Classroom - Specialty
Art Classroom - Grades 1-5	1	1,175	1,200	-2%	Classroom - Specialty
Cafeteria / Dining	1	3,016	1,698	78%	Dining
Science Classroom / Lab	1	1,025	1,200	-15%	Classroom - Specialty
<b>Grand Total</b>	<b>31</b>	<b>29,895</b>			



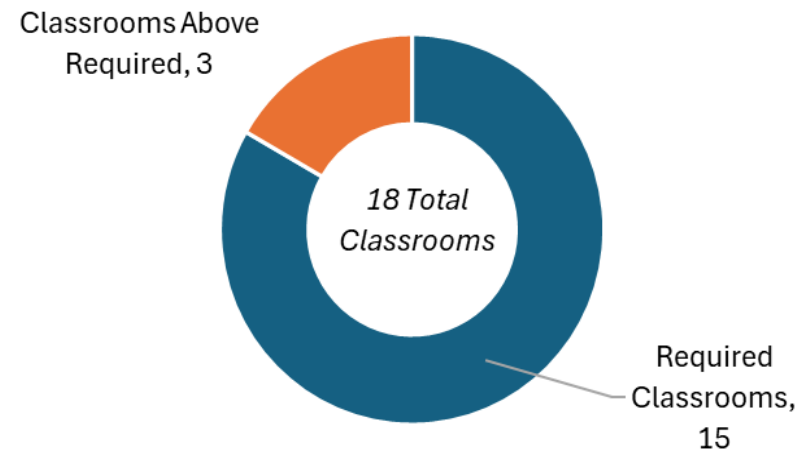
# Plainfield Memorial School (1970 Renovation/Addition 1992)

Student Enrollment and Capacity		Standard
2024-2025 Projected enrollment	296	
Student capacity per state standards:		
•Per square foot of general classroom	398	35 SF of core classroom space per student

Projected vs. Target Enrollment



Plainfield Memorial - Classrooms





BUREAU  
VERITAS

Plainfield Memorial School Space Allocation by Room Type					
Room Type	# Rooms	Total Area (SQ. FT)	Standard SF	Variance	Classification
Nurses' Office / Waiting Room	1	397	350	13%	Administration
Classroom - General	18	14,108	16,200	-13%	Classroom - General
Self-Contained SPED	4	2,574	3,600	-29%	Classroom - Specialty
Gymnasium	1	5,640	10,000	-44%	Gymnasium and Sports Related Areas
Media Center / Reading Room	1	2,414	1,170	106%	Classroom - Specialty
Music Classroom / Large Group - 25-50 seats	1	918	1,500	-39%	Classroom - Specialty
Art Classroom - Grades 1-5	1	909	1,200	-24%	Classroom - Specialty
Cafeteria / Dining	1	3,673	1,587	131%	Dining
Office	1	534	100	434%	Administration
Guidance Office	1	820	120	583%	Administration
General Office / Waiting Room / Toilet	1	812	200	306%	Administration
Teacher Planning	1	229	300	-24%	Administration
Studio (ie. Dance, Production, Sound, etc.)	1	177	200	-12%	Classroom - Specialty
Science Classroom / Lab	1	763	1,200	-36%	Classroom - Specialty
<b>Grand Total</b>	<b>34</b>	<b>33,968</b>			
<b>Reported Gross SF</b>		<b>53,400</b>			

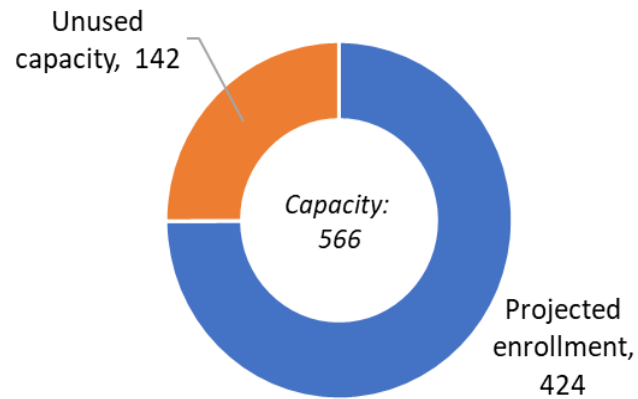




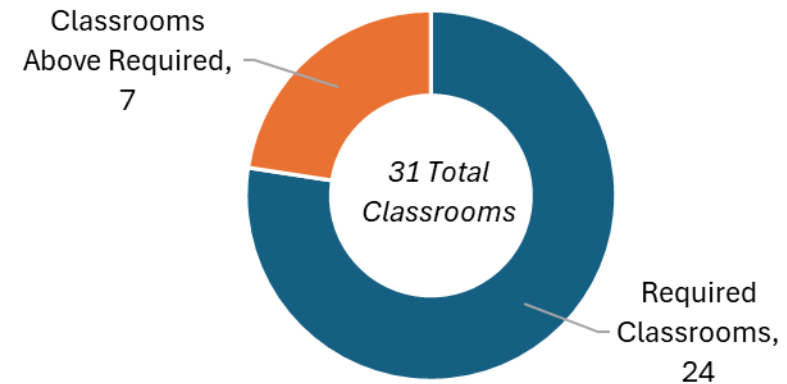
# Plainfield Central Middle School (1982 - Addition 1992)

Student Enrollment and Capacity		Standard
2024-2025 Projected enrollment	424	
<b>Student capacity per state standards:</b>		
•Per square foot of general classroom	566	35 SF of core classroom space per student

Projected vs. Target Enrollment



Plainfield Central MS - Classrooms





BUREAU  
VERITAS

Plainfield Central Middle School  
Space Allocation by Room Type

Room Type	# Rooms	Total Area (SQ. FT)	Standard SF	Variance	Classification
OT/PT Room	1	625	200	213%	Classroom - Specialty
Classroom - General	25	15,768	22,500	-30%	Classroom - General
Self-Contained SPED	6	3,752	5,400	-31%	Classroom - Specialty
Media Center / Reading Room	1	3,138	1,170	168%	Classroom - Specialty
Office	1	160	100	60%	Administration
Science Classroom / Lab	6	5,414	7,200	-25%	Classroom - Specialty
Band / Chorus - 100 seats	2	2,994	2,400		Classroom - Specialty
Computer Lab	1	970	1,200		Classroom - Specialty
Storage	1		450	-100%	Storage
Staff Lunch Room	1	600	600		Administration
Art Classroom	1	1,810	1,400	29%	Classroom - Specialty
Health	1	1,000	900	11%	Classroom - Specialty
Small Group Seminar (20-30 seats) / Resource	2	1,040	700	49%	Classroom - Specialty
FCS	1	1,370	900	52%	Classroom - Specialty
World Language	1	622	900	69%	Classroom - Specialty
<b>Grand Total</b>	<b>51</b>	<b>39,263</b>			
<b>Reported Gross SF</b>		<b>87,000</b>			

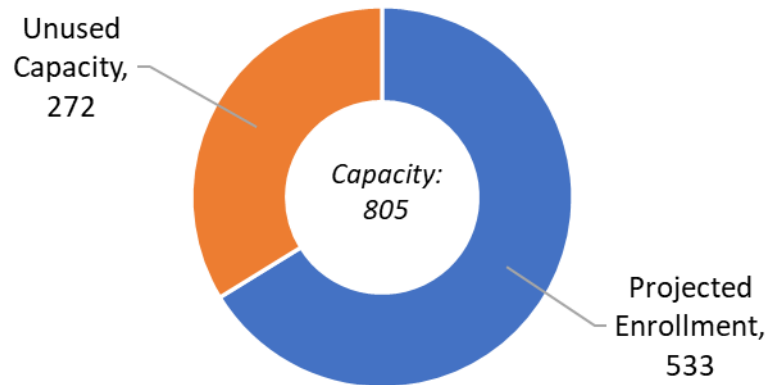


BUREAU  
VERITAS

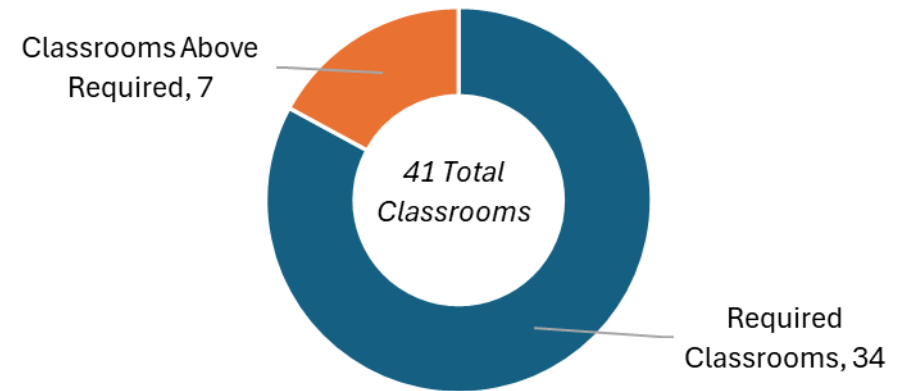
# Plainfield High School (2005)

Student Enrollment and Capacity		Standard
2024-2025 Projected enrollment	533	
<b>Student capacity per state standards:</b>		
▪Per square foot of general classroom	805	35 SF of core classroom space per student

### Projected vs. Target Enrollment



### Plainfield HS - Classrooms





**BUREAU  
VERITAS**

**Plainfield High School  
Space Allocation by Room Type**

Room Type	# Rooms	Total Area (SQ. FT)	Standard SF	Variance	Classification
Classroom - General	30	20,164	27,000	-25%	Classroom - General
Media Center / Reading Room	1	4,445	1,170	280%	Classroom - Specialty
Office	6	2,684	600	347%	Administration
Science Classroom / Lab	7	8,930	8,400	6%	Classroom - Specialty
Art Classroom	3	2,697	4,500	-40%	Classroom - Specialty
Guidance Office	9	622	1,080	-42%	Administration
Teacher Planning	2	711	600	19%	Administration
Resource Room	1	485	450	8%	Classroom - Specialty
Fitness Room	1	985	-	-	Gymnasium and Sports Related Areas
Gymnasium	1	5,745	10,000	-43%	Gymnasium and Sports Related Areas
Cafeteria / Dining	1	4,349	3,156		Dining
Music Classroom / Large Group - 25-50 seats	2	2,224	3,000	-26%	Classroom - Specialty
General Office / Waiting Room / Toilet	1		200	-100%	Administration
Principal's Office	1		150	-100%	Administration
Assistant Principal's Office	1		120		Administration
Principal's Secretary / Waiting	1		200		Administration
Conference room	1		250		Administration
PE/ Athletic Director's Office	2		240		Administration
Tech Classroom	9	7,312	10,800		Classroom - Specialty
Music Practice / Ensemble	5		400		Classroom - Specialty
Data Room	1		150	-100%	Maintenance and Support
Make-up / Dressing Rooms	2		400	-100%	Classroom - Specialty
Classroom - Small	2	1,020	900		Classroom - Small
Self-Contained SPED	1	1,034	900		Classroom - Specialty
Small Group Seminar (20-30 seats) / Resource	6	2,687	2,100		Classroom - Specialty
Team Taught Classes	1	1,062			
<b>Grand Total</b>	<b>98</b>	<b>67,156</b>			
<b>Reported Gross SF</b>		<b>169,456</b>			

# School Renovation in Connecticut- 2 year process

Timeline for Renovation to begin in 2027

Year 1:

- Application by June 30th 2025. (six months to prepare)
- Secure funding before application or before June 2025.
- Applications approved after session June 2026.

Year 2:

- Six to 12 month process on grant review.
- Breaking ground June 2027

# Process for School Construction Projects in CT

For large projects DAS construction Management firm to guide planning. They will guide the forms and motions. If any form is not complete, or if the town does not make the appropriate legal motions, you risk losing funding. We also need to prove any project that it is less expensive to renovate then to knock down.

- To close a building, it must be 20 years from the last major or Priority Project. DAS projects for ECC and Central Administration were closed out in 2003.
- Moosup roof was closed as a project in 2017. School cannot be closed before Feb 8 2027.
- HVAC for MES or PCMS must be applied for before round 2 AUG - DEC 2025. PHS is not eligible for HVAC grant

# Notes on appropriate learning space

- ***Age Appropriate Learning Spaces***
- Incorporating age-appropriate classroom design is crucial in school renovation projects to foster an optimal learning environment tailored to the specific developmental needs of students at different age levels and instructional models. For early childhood and elementary classrooms, the design should prioritize bright, engaging spaces that promote exploration, creativity, and hands-on learning experiences. With Connecticut's upcoming requirement in 2027 for elementary schools to incorporate purposeful play, these classrooms should include ample floor space for play areas, cozy reading nooks, and low-level shelving and furniture to accommodate smaller students. The design should also facilitate intentional play-based learning activities that support cognitive, social, emotional, and physical development.

# Notes on Swing Space

- ***A phased approach to reallocating space in a school district.***
- As Plainfield considers options, planning for swing space is a critical component in school renovation projects, as it allows for the continuous operation of educational activities while portions of the existing facility undergo renovations or new construction. Proper planning and allocation of swing space are vital to ensure that the project timeline is adhered to and potential delays are mitigated.
- One of the primary advantages of swing space is that it enables a phased construction approach, which is often necessary in school projects due to the size and complexity of the facilities. By temporarily relocating classrooms, administrative offices, and other essential functions to the swing space, construction can progress in a systematic manner without disrupting the entire school at once. This phased approach helps to streamline the construction process, minimizing potential delays caused by coordination challenges or the need to vacate the entire premises during construction.



# Consideration 1

## ***Close an elementary school and redistrict students to other schools that have excess capacity.***

---

- **Option A1: Consolidate space by closing the Early Childhood Center/Administration facility.**
- First, a move of pre-K students (4 classrooms, two shifts per day) to existing classrooms at Shepard Hill, Moosup, or Memorial. As part of this move, the BOE must consider OEC guidelines on restrooms, space, and playgrounds.
- The second element of this move would be to relocate administrative functions to schools with available square footage. Facilities that could be explored include Shepard Hill Elementary, Plainfield Central School, and Plainfield High School. Elements which must be considered for this relocation include sufficient space for administrative functions, security, and access for the public. The district could also explore a leased space for administrative functions.
- Finally, the Early Childhood Center houses the Plainfield Family Resource Center and the Adult Education program through EASTCONN. Room for these functions needs to be considered in addition to accommodating the student populations. As this involves moving the least number of students, it may be the least disruptive option.



- **Option A2: Consolidate space through a construction project which adds space to existing facilities and allows for the closure of Moosup Elementary school.**
- Moosup is the oldest building, and thus increased maintenance costs can be expected with the facility. This consolidation would relocate elementary students to Shepard Hill and/or Memorial. Neither Shepard Hill or Plainfield Memorial have sufficient full size classrooms to accommodate the Moosup students at this time. Additional full size classrooms would need to be added to one of these buildings, or students would need to be transferred to both Shepard Hill and Memorial Elementaries. While it is assumed the auxiliary spaces within the schools, such as lunch rooms and gymnasiums, have been properly sized from initial construction to accommodate full occupancy, if a solution requires building new classrooms, the auxiliary spaces will need to be examined to see if they can meet the additional usage. Finally, it is important to note that Moosup has had a recent solar project and a recent CT DAS roof project. Closing a school program within the required DAS timeline can lead to significant financial penalties for a district, as funds need to be repaid to the State of Connecticut. DAS penalties for MES expire in March of 2027. The Solar Project at MES was completed in 2019 and the District has completed payment for this project.



BUREAU  
VERITAS

- **Option A3: (Requires Construction) Consolidate space through a construction project which adds space to existing facilities and allows for the closure of Plainfield Memorial Elementary School and transfers students to both Shepard Hill and Moosup Elementary.**
- This is presented as one option for the BOE to consider, however it would require additional space added to both remaining elementary facilities.

## **Consideration 2**

***Close two lower schools and transfer students to remaining facilities.***

---

- **Option B1: (Requires Construction) Consolidate space through a construction project which adds space to existing facilities and allows for the closure of the Early Childhood Center and Moosup Elementary School; all PK-3 students would be enrolled in Shepard Hill Elementary School and additional classrooms and auxiliary spaces would be constructed at Shepard Elementary. Family Resource Center and Administrative functions would be relocated as discussed in option A1 or moved to a leased space.**



**Option B2: Consolidate space by moving Grade 5 from Plainfield Memorial School to PCMS;** this would require programmatic changes to Plainfield Central Middle School. It is recommended that school's explore the impact opening up eight classrooms to Grade 5 would have on the PCMS model, as anticipated impacts would occur in special education, exploratory classes and grade level offerings. Moving Grade 5 to PCMS would allow for Grade 3 to move from Shepard Hill Elementary and Moosup Elementary School to Plainfield Memorial School, and would assist in consolidation of grades PK-2.



BUREAU  
VERITAS

**Option B3: Same as option B1 but close the Early Childhood Center and Plainfield Memorial School. In this Scenario the district would transfer students to both Shepard and Moosup.** It is important to note that Plainfield Memorial has had a recent CT DAS roof project due to a fire. Closing a school program within the required DAS timeline can lead to significant financial penalties for a district, as funds need to be repaid to the State of Connecticut. DAS penalties for PMS would be significant, as the project is less than five years old.



BUREAU  
VERITAS

**Option B4:** Keep all facilities open and redistrict the schools. If the district were to combine lower levels to avoid duplication of students at multiple schools it would eliminate inefficiencies in the current model which splits parts of grades K-3 at different sites. This could result in fewer classes and reduced personnel costs. No savings in facility operation and maintenance would be gained.

# Appendix

## Room Tables





# Early Childhood Center

Room No.	Room Name	Area (SQ. FT)	Space Category	Room Type	SF Under Standard	SF Over Standard	Student Capacity
G02	Conference Room	738	Classroom - General	Classroom - General	72		20
Main Off.	Offices	200	Administration	Office		90	
G01	FRC Office	538	Classroom - Specialty	Resource Room		43	
G04	FRC Playroom	738	Classroom - General	Classroom - General	72		20
G03	Multi-purposes	738	Classroom - General	Classroom - General	72		20
G06	Nurse	616	Administration	Nurses' Office / Waiting Room		231	
G05	Motor Skills Room	638	Classroom - Specialty	Self-Contained SPED	172		
102	Classroom	704	Classroom - General	Classroom - General	106		20
101	Classroom	704	Classroom - General	Classroom - General	106		20
104	Classroom	800	Classroom - General	Classroom - General	10		20
103	Classroom	800	Classroom - General	Classroom - General	10		20
106	Coordinator Office	588	Classroom - General	Classroom - General	222		20
105	Sp. Ed. Classroom	638	Classroom - General	Classroom - General	172		20
OT/PT	OT/PT	273	Classroom - Specialty	OT/PT Room		53	
107	Psychologist/Teacher Workroom	498	Administration	Teacher Planning		168	
207	Supt. Office	700	Administration	Superintendent + meeting area		285	
208-211	Pupil Personnel	722	Administration	Superintendent + meeting area		307	
212	Lunchroom	648	Dining	Cafeteria / Dining			
213	Asst. Supt./Curriculum	623	Administration	Office		513	
221	Conference Room	588	Administration	Conference room		313	
222-223	Business Office	990	Administration	Office		880	
224	Data Specialist	543	Administration	Office		433	
				Total student capacity (20 max per room per State)			180
				x2 for morning & afternoon classes			360

# Shepard Hill Elementary



BUREAU  
VERITAS

Room No.	Room Name	Area (SQ. FT)	Space Category	Room Type	SF Under Standard	SF Over Standard	Student Capacity
101A	OFFICE		Administration	Principal's Office	135		
101B	OFFICE - SOCIAL WORKER		Administration	Office	90		
101C	OFFICE		Administration	Office	90		
102	GRADE 1	676	Classroom - General	Classroom - General	134		19
104	GRADE 1	676	Classroom - General	Classroom - General	134		19
105A	OFFICE - BCBA		Administration	Office	90		
105B	OFFICE - COACH		Administration	Office	90		
105C	OFFICE		Administration	Office	90		
106	GRADE 1	676	Classroom - General	Classroom - General	134		19
107	NURSE		Administration	Nurses' Office / Waiting Room	315		
108	STORAGE	676	Classroom - General	Classroom - General	134		19
109	STORAGE - FULL		Storage	Storage	405		
110	GRADE 1	676	Classroom - General	Classroom - General	134		19
111	SPECIAL ED CLASSROOM	385	Classroom - Specialty	Self-Contained SPED	425		
112	KINDERGARTEN	676	Classroom -Kindergarten	Kindergarten w/ toilet	404		19
113	TUTOR	530	Classroom - Specialty	Self-Contained SPED	280		
114	KINDERGARTEN	676	Classroom -Kindergarten	Kindergarten w/ toilet	404		19
116	KINDERGARTEN	676	Classroom -Kindergarten	Kindergarten w/ toilet	404		19
118	KINDERGARTEN	676	Classroom -Kindergarten	Kindergarten w/ toilet	404		19
202	LIBRARY	1250	Classroom - Specialty	Media Center / Reading Room			
203	CLASSROOM	655	Classroom - General	Classroom - General	155		18
204	CLASSROOM	676	Classroom - General	Classroom - General	134		19
205	SPED CLASSROOM	359	Classroom - Specialty	Self-Contained SPED	451		
206	SPEECH/LANG.	676	Classroom - General	Classroom - General	134		19
207	ILP-1	504	Classroom - Specialty	Self-Contained SPED	306		
208	CLASSROOM	676	Classroom - General	Classroom - General	134		19
209	ILP-2	577	Classroom - Specialty	Self-Contained SPED	233		
210	ILP -3	676	Classroom - Specialty	Self-Contained SPED	134		
211	ILP- 4	577	Classroom - Specialty	Self-Contained SPED	233		
212	OT/PT	676	Classroom - General	Classroom - General	134		19
301	GYM	4480	Gymnasium and Sports Related Areas	Gymnasium	4520		
302	Multipurpose	2950	Assembly	Multi-Purpose Room		1300	

# Shepard Hill Elementary (cont.)



BUREAU  
VERITAS

Room No.	Room Name	Area (SQ. FT.)	Space Category	Room Type	SF Under Standard	SF Over Standard	Student Capacity
305	Custodial/facilities		Maintenance and Support	Custodial Office	135		
306	Custodial/facilities		Maintenance and Support	Custodial Office	135		
307	Custodial/facilities		Maintenance and Support	Custodial Office	135		
308	Custodial/facilities		Maintenance and Support	Custodial Office	135		
501	MAKERSPACE	650	Classroom - Specialty	Science Classroom / Lab	430		18
502	GRADE 3	635	Classroom - General	Classroom - General	175		18
503	CLASSROOM	635	Classroom - General	Classroom - General	175		18
504	GRADE 3	635	Classroom - General	Classroom - General	175		18
505	GRADE 3	635	Classroom - General	Classroom - General	175		18
506	GRADE 2	635	Classroom - General	Classroom - General	175		18
507	GRADE 2	635	Classroom - General	Classroom - General	175		18
508	GRADE 2	635	Classroom - General	Classroom - General	175		18
509	GRADE 2	635	Classroom - General	Classroom - General	175		18
510	CLASSROOM	635	Classroom - General	Classroom - General	175		18
511	GRADE 2	635	Classroom - General	Classroom - General	175		18
512	AOR		Administration	Office	90		
513	Storage		Storage	Storage	405		
603	GAP	317	Classroom - Specialty	Self-Contained SPED	493		
604	CLASSROOM	635	Classroom - General	Classroom - General	175		18
605	STAFF ROOM	359	Administration	Office		249	
606	CLASSROOM	676	Classroom - General	Classroom - General	134		19
607	Tutor (half classroom)	359	Classroom - Specialty	Self-Contained SPED	451		
608	CLASSROOM	676	Classroom - General	Classroom - General	134		19
609	SPED CLASSROOM	504	Classroom - Specialty	Self-Contained SPED	306		
610	CLASSROOM	676	Classroom - General	Classroom - General	134		19
611	SPED CLASSROOM	488	Classroom - Specialty	Self-Contained SPED	322		
612	CLASSROOM	676	Classroom - General	Classroom - General	134		19
613	CLASSROOM	676	Classroom - General	Classroom - General	134		19
405	MUSIC	795	Classroom - Specialty	Music Classroom / Large Group - 25-50 seats	555		
402	ART	915	Classroom - Specialty	Art Classroom - Grades 1-5	165		
				Total student capacity (fractions rounded down)			576
				Number of core classrooms			31

# Moosup Elementary



BUREAU  
VERITAS

Room No.	Room Name	Area (SQ. FT)	Space Category	Room Type	SF Under Standard	SF Over Standard	Student Capacity
101	CLASSROOM	782	Classroom - General	Classroom - General	28		22
103	CLASSROOM	782	Classroom - General	Classroom - General	28		22
104	CLASSROOM	782	Classroom - General	Classroom - General	28		22
105	CLASSROOM	782	Classroom - General	Classroom - General	28		22
106	CLASSROOM	782	Classroom - General	Classroom - General	28		22
107	CLASSROOM	782	Classroom - General	Classroom - General	28		22
108	SPED CLASSROOM	360	Classroom - Specialty	Self-Contained SPED	450		
109	LIBRARY	1950	Classroom - Specialty	Media Center / Reading Room		663	
110	SPED CLASSROOM	480	Classroom - Specialty	Self-Contained SPED	330		
112	NURSE	500	Administration	Nurses' Office / Waiting Room		115	
114	SPED CLASSROOM	500	Classroom - Specialty	Self-Contained SPED	310		
116	CLASSROOM	468	Classroom - Specialty	OT/PT Room		248	
208	CLASSROOM	759	Classroom - General	Classroom - General	51		21
209	CLASSROOM	759	Classroom - General	Classroom - General	51		21
210	CLASSROOM	759	Classroom - General	Classroom - General	51		21
211	CLASSROOM	816	Classroom - General	Classroom - General			23
212	CLASSROOM	816	Classroom - General	Classroom - General			23
314	CLASSROOM	782	Classroom - General	Classroom - General	28		
316	CLASSROOM	782	Classroom - General	Classroom - General	28		22
317	CLASSROOM	782	Classroom - General	Classroom - General	28		22
318	CLASSROOM	782	Classroom - General	Classroom - General	28		22
319	CLASSROOM	782	Classroom - General	Classroom - General	28		22
320	CLASSROOM	782	Classroom - General	Classroom - General	28		22
321	CLASSROOM	625	Classroom - General	Classroom - General	185		17
322	TEACHER LOUNGE	450	Administration	Staff Lunch Room	90		
323	STAFF DEVELOPMENT	1000	Classroom - Specialty	Music Classroom / Large Group - 25-50 seats	350		
324	MAKER SPACE	1025	Classroom - Specialty	Science Classroom / Lab	55		24
325	CLASSROOM	625	Classroom - General	Classroom - General	185		17
326	CLASSROOM	1175	Classroom - Specialty	Art Classroom - Grades 1-5			
Café	LUNCHROOM	3016	Dining	Cafeteria / Dining		1149	
Gym	GYMNASIUM	4428	Gymnasium and Sports Related Areas	Gymnasium	4572		
				Total student capacity (fractions rounded down)			409
		29895		Number of core classrooms			19

# Plainfield Memorial School



BUREAU  
VERITAS

Room No.	Room Name	Area (SQ. FT)	Space Category	Room Type	SF Under Standard	SF Over Standard	Student Capacity
101	CLASSROOM	785	Classroom - General	Classroom - General	25		22
102	CLASSROOM	779	Classroom - General	Classroom - General	31		22
103	CLASSROOM	779	Classroom - General	Classroom - General	31		22
104	CLASSROOM	779	Classroom - General	Classroom - General	31		22
105	CLASSROOM- SPECIAL	516	Classroom - Specialty	Self-Contained SPED	294		
107	CLASSROOM- SPECIAL	516	Classroom - Specialty	Self-Contained SPED	294		
108	CLASSROOM	779	Classroom - General	Classroom - General	31		22
109	CLASSROOM	779	Classroom - General	Classroom - General	31		22
110	CLASSROOM	779	Classroom - General	Classroom - General	31		22
111	CLASSROOM	819	Classroom - General	Classroom - General			23
112	CLASSROOM	819	Classroom - General	Classroom - General			23
Nurse	NURSE	397	Administration	Nurses' Office / Waiting Room		12	
Social Worker	OFFICE	534	Administration	Office		424	
Guidance	OFFICE	820	Administration	Guidance Office		688	
Main Office	OFFICE	812	Administration	General Office / Waiting Room / Toilet		592	
Library	LIBRARY	2414	Classroom - Specialty	Media Center / Reading Room		1127	
Teacher Room 1	TEACHER ROOM	229	Administration	Teacher Planning	41		
Gymnasium/ stage area	GYMNASIUM	5640	Gymnasium and Sports Related Areas	Gymnasium	3360		
Art 200	CLASSROOM	909	Classroom - Specialty	Art Classroom - Grades 1-5	171		
Music 201	CLASSROOM	918	Classroom - Specialty	Music Classroom / Large Group - 25-50 seats	432		
Media studio		177	Classroom - Specialty	Studio (ie. Dance, Production, Sound, etc.)	3		
202	CLASSROOM	779	Classroom - General	Classroom - General	31		22
203	CLASSROOM	779	Classroom - General	Classroom - General	31		22

# Plainfield Memorial School (Cont.)



BUREAU  
VERITAS

Room No.	Room Name	Area (SQ. FT)	Space Category	Room Type	SF Under Standard	SF Over Standard	Student Capacity
204	CLASSROOM	779	Classroom - General	Classroom - General	31		22
205	CLASSROOM	779	Classroom - General	Classroom - General	31		22
206	CLASSROOM	779	Classroom - General	Classroom - General	31		22
207	CLASSROOM	779	Classroom - General	Classroom - General	31		22
ILP 208	SPED CLASSROOM	779	Classroom - Specialty	Self-Contained SPED	31		
209	CLASSROOM	779	Classroom - General	Classroom - General	31		22
210	CLASSROOM	779	Classroom - General	Classroom - General	31		22
OT/PT 211	CLASSROOM	779	Classroom - General	Classroom - General	31		22
RSP 212	CLASSROOM	763	Classroom - Specialty	Self-Contained SPED	47		
STEM lab 213	CLASSROOM	763	Classroom - Specialty	Science Classroom / Lab	317		
Lunchroom/kitchen area	LUNCHROOM	3673	Dining	Cafeteria / Dining		1928	
				Total student capacity (fractions rounded down)			398
				Number of core classrooms			18

# Plainfield Central Middle School



BUREAU  
VERITAS

Room No.	Room Name	Area (SQ. FT)	Space Category	Room Type	SF Under Standard	SF Over Standard	Student Capacity
101	MUSIC	1274	Classroom - Specialty	Band / Chorus - 100 seats			
102	MUSIC	1720	Classroom - Specialty	Band / Chorus - 100 seats		400	
103	SPED- ILP 1	637	Classroom - Specialty	Self-Contained SPED	173		
104	SPED- ILP 2	637	Classroom - Specialty	Self-Contained SPED	173		
105	SCIENCE LAB	970	Classroom - Specialty	Science Classroom / Lab	110		24
106	SCIENCE LAB	970	Classroom - Specialty	Science Classroom / Lab	110		24
107	SCIENCE LAB	970	Classroom - Specialty	Science Classroom / Lab	110		24
108	COMPUTER LAB	970	Classroom - Specialty	Computer Lab	110		
109	SCIENCE LAB	1260	Classroom - Specialty	Science Classroom / Lab			24
110	SECURITY	160	Administration	Office		50	
111	STORAGE		Storage	Storage	405		
112	GRADE 7	624	Classroom - General	Classroom - General	186		17
113	SPED RESOURCE w/Toilet	550	Classroom - Specialty	Self-Contained SPED	260		
114	SPED GRADE 7- Resource	622	Classroom - General	Classroom - General	188		17
115	GRADE 7	600	Classroom - General	Classroom - General	210		17
116	GRADE 7	622	Classroom - General	Classroom - General	188		17
117	GRADE 7	656	Classroom - General	Classroom - General	154		18
118	GRADE 7	647	Classroom - General	Classroom - General	163		18
119	GRADE 7	597	Classroom - General	Classroom - General	213		17
121	STAFF ROOM	600	Administration	Staff Lunch Room			
123	SPED GRADE 8 - Resource	560	Classroom - Specialty	Small Group Seminar (20-30 seats) / Resource		175	
201	GRADE 8	645	Classroom - General	Classroom - General	165		18
202	GRADE 8	645	Classroom - General	Classroom - General	165		18
203	GRADE 8	642	Classroom - General	Classroom - General	168		18
204	STAFF ROOM	645	Classroom - General	Classroom - General	165		18



# Plainfield Central Middle School (Cont.)

Room No.	Room Name	Area (SQ. FT)	Space Category	Room Type	SF Under Standard	SF Over Standard	Student Capacity
205	SPED GRADE 8	648	Classroom - General	Classroom - General	162		18
206	GRADE 8	640	Classroom - General	Classroom - General	170		18
207	GRADE 8	640	Classroom - General	Classroom - General	170		18
208	GRADE 8	641	Classroom - General	Classroom - General	169		18
209	SPED CLASSROOM SAILS	660	Classroom - Specialty	Self-Contained SPED	150		
210	SPED CLASSROOM RSP	630	Classroom - Specialty	Self-Contained SPED	180		
210b	SPED CLASSROOM	638	Classroom - Specialty	Self-Contained SPED	172		
HEALTH	HEALTH	1000	Classroom - Specialty	Health		10	
ART	ART	1810	Classroom - Specialty	Art Classroom		160	
LIBRARY	LIBRARY	3138	Classroom - Specialty	Media Center / Reading Room		1851	
211	MATH LAB	622	Classroom - General	Classroom - General	188		17
212	WORLD LANGUAGE	622	Classroom - Specialty	World Language	188		
213	READING LAB	622	Classroom - General	Classroom - General	188		17
214	STAFF ROOM	622	Classroom - General	Classroom - General	188		17
215	GRADE 6	622	Classroom - General	Classroom - General	188		17
216	GRADE 6	622	Classroom - General	Classroom - General	188		17
217	GRADE 6	622	Classroom - General	Classroom - General	188		17
218	GRADE 6- Science	622	Classroom - Specialty	Science Classroom / Lab	458		17
219	SPED CLASSROOM	656	Classroom - General	Classroom - General	154		18
220	GRADE 6- science	622	Classroom - Specialty	Science Classroom / Lab	458		17
221	GRADE 6	622	Classroom - General	Classroom - General	188		17
222	GRADE 6	622	Classroom - General	Classroom - General	188		17
223	GRADE 6	622	Classroom - General	Classroom - General	188		17
224	OT/PT Room	625	Classroom - Specialty	OT/PT Room		405	
225	SPED RESOURCE	480	Classroom - Specialty	Small Group Seminar (20-30 seats) / Resource		95	
FCS	FCS	1370	Classroom - Specialty	FCS		380	
				Total student capacity (fractions rounded down)			566
				Number of core classrooms			31



# Plainfield High School



BUREAU  
VERITAS

Room No.	Room Name	Area (SQ. FT)	Space Category	Room Type	SF Under Standard	SF Over Standard	Student Capacity
1102	Classroom	672	Classroom - General	Classroom - General	138		19
1103	Classroom	672	Classroom - General	Classroom - General	138		19
1104	Classroom	672	Classroom - General	Classroom - General	138		19
1105	Classroom	672	Classroom - General	Classroom - General	138		19
1106	Classroom	672	Classroom - General	Classroom - General	138		19
1107	Office	622	Administration	Guidance Office		490	
1108	Classroom	672	Classroom - General	Classroom - General	138		19
1109	Office		Administration	Guidance Office	108		
1110	Classroom	672	Classroom - General	Classroom - General	138		19
1111	Office		Administration	Guidance Office	108		
1112	Office		Administration	Guidance Office	108		
1114	Classroom	672	Classroom - General	Classroom - General	138		19
1115	Office		Administration	Guidance Office	108		
1117	Office		Administration	Guidance Office	108		
1118	Special Education Resource	1034	Classroom - Specialty	Self-Contained SPED		44	
1125	Office		Administration	Guidance Office	108		
1126	Office		Administration	Guidance Office	108		
1127	Office		Administration	Guidance Office	108		
1202	Faculty	429	Administration	Teacher Planning		99	
1204	Chemistry	1390	Classroom - Specialty	Science Classroom / Lab		70	24
1208	Chemistry	1390	Classroom - Specialty	Science Classroom / Lab		70	24
1209	Special Education Resource	386	Classroom - Specialty	Small Group Seminar (20-30 seats) / Resource		1	
1211	Business	520	Classroom - Small	Classroom - Small		20	14
1212	Drafting/CADD	638	Classroom - General	Classroom - General	172		18
1214	Metal Shop/Manufacturing	1348	Classroom - Specialty	Tech Classroom		28	
1215	Business	500	Classroom - Small	Classroom - Small			14
1216	Computer Lab	638	Classroom - Specialty	Tech Classroom	442		
1217	Panther Hideout	672	Classroom - General	Classroom - General	138		19

# Plainfield High School (cont.)



BUREAU  
VERITAS

Room No.	Room Name	Area (SQ. FT.)	Space Category	Room Type	SF Under Standard	SF Over Standard	Student Capacity
1218	Computer Tech.	722	Classroom - Specialty	Tech Classroom	358		
1220	Wood Shop	1294	Classroom - Specialty	Tech Classroom			
1221	Classroom	672	Classroom - General	Classroom - General	138		19
1222	Graphic Arts	985	Classroom - Specialty	Tech Classroom	95		
1229	Classroom - Connections	672	Classroom - General	Classroom - General	138		19
1231	Classroom - Connections	672	Classroom - General	Classroom - General	138		19
2101	Faculty	409	Administration	Office		299	
2102	Classroom	672	Classroom - General	Classroom - General	138		19
2103	Classroom	672	Classroom - General	Classroom - General	138		19
2104	Classroom	672	Classroom - General	Classroom - General	138		19
2105	Classroom	672	Classroom - General	Classroom - General	138		19
2106	Classroom	672	Classroom - General	Classroom - General	138		19
2107	Classroom	672	Classroom - General	Classroom - General	138		19
2108	Classroom	672	Classroom - General	Classroom - General	138		19
2109	Classroom	672	Classroom - General	Classroom - General	138		19
2110	Classroom	672	Classroom - General	Classroom - General	138		19
2113	Classroom	672	Classroom - General	Classroom - General	138		19
2114	Classroom SLC	672	Classroom - General	Classroom - General	138		19
2115	Special Education- Resource	485	Administration	Small Group Seminar (20-30 seats) / Resource		100	
2116	Team Taught Classes	1062	Classroom - Specialty	Team Taught Classes	18		
2119	TAC	485	Classroom - Specialty	Resource Room			
2120	Classroom RSP	575	Classroom - Specialty	Small Group Seminar (20-30 seats) / Resource		190	
2201	IT Offices	485	Classroom - Specialty	Tech Classroom	595		
2202	Faculty	429	Administration	Office		319	
2204	Biology	1390	Classroom - Specialty	Science Classroom / Lab		70	24
2208	Biology	1390	Classroom - Specialty	Science Classroom / Lab		70	24
2209	Earth Science	990	Classroom - Specialty	Science Classroom / Lab	90		24
2210	Biology	1390	Classroom - Specialty	Science Classroom / Lab		70	24



# Plainfield High School (cont.)

Room No.	Room Name	Area (SQ. FT)	Space Category	Room Type	SF Under Standard	SF Over Standard	Student Capacity
2212	Sp. Ed. Room	398	Classroom - Specialty	Small Group Seminar (20-30 seats) / Resource		13	
2213	Earth Science	990	Classroom - Specialty	Science Classroom / Lab	90		24
2214	Classroom	672	Classroom - General	Classroom - General	138		19
2215	Classroom	672	Classroom - General	Classroom - General	138		19
2216	Special Education- Resource	384	Classroom - Specialty	Small Group Seminar (20-30 seats) / Resource			
2218	Special Education- Resource	459	Classroom - Specialty	Small Group Seminar (20-30 seats) / Resource		74	
2225	Classroom	691	Classroom - General	Classroom - General	119		19
2227	Classroom	691	Classroom - General	Classroom - General	119		19
2229	Classroom	672	Classroom - General	Classroom - General	138		19
2231	Classroom	672	Classroom - General	Classroom - General	138		19
3102	Main office		Administration	General Office / Waiting Room / Toilet	180		
3102	Principal		Administration	Principal's Office	135		
3102	Vice Principal		Administration	Assistant Principal's Office	108		
3103	Secretary area		Administration	Principal's Secretary / Waiting	180		
3104	Conference room		Administration	Conference room	225		
3202	Choral Music	932	Classroom - Specialty	Music Classroom / Large Group - 25-50 seats	418		
3204	Practice Room		Classroom - Specialty	Music Practice / Ensemble	72		
3205	Dressing room		Classroom - Specialty	Make-up / Dressing Rooms	180		
3206	Practice Room		Classroom - Specialty	Music Practice / Ensemble	72		
3208	Practice Room		Classroom - Specialty	Music Practice / Ensemble	72		
3210	Instrumental Music	1292	Classroom - Specialty	Music Classroom / Large Group - 25-50 seats	58		
3211	Dressing room		Classroom - Specialty	Make-up / Dressing Rooms	180		
3212	Piano - Instrumental Music		Classroom - Specialty	Music Practice / Ensemble	72		
3213	TV Studio	521	Classroom - Specialty	Tech Classroom	559		
3213	TV Classroom	599	Classroom - Specialty	Tech Classroom	481		20



# Plainfield High School (cont.)

Room No.	Room Name	Area (SQ. FT.)	Space Category	Room Type	SF Under Standard	SF Over Standard	Student Capacity
3214	Computer Science (was Child Development)	720	Classroom - Specialty	Tech Classroom	360		20
3216	Piano (old "Faculty" storage rm.)		Classroom - Specialty	Music Practice / Ensemble	72		
3218	Data room		Maintenance and Support	Data Room	135		
3220	2-D Art	801	Classroom - Specialty	Art Classroom	549		
3222	3-D Art	747	Classroom - Specialty	Art Classroom	603		
3310	Culinary Arts	1149	Classroom - Specialty	Art Classroom	201		
3407	Phys Ed office		Administration	PE/ Athletic Director's Office	108		
3413	Phys Ed office		Administration	PE/ Athletic Director's Office	108		
1209A	OFFICE		Administration	Office	90		
2216A	CDT	392	Administration	Office		282	
2218A	CDT	392	Administration	Office		282	
Cafeteria	Cafeteria	4349	Dining	Cafeteria / Dining		929	
Faculty room	Faculty	282	Administration	Teacher Planning			
Gymnasium	Gymnasium	5745	Gymnasium and Sports Related Areas	Gymnasium	3255		
IT dept	Computer Lab	1062	Administration	Office		952	
Library	Library	4445	Classroom - Specialty	Media Center / Reading Room		3158	
Weight room	Fitness	985	Gymnasium and Sports Related Areas	Fitness Room		985	
				Total student capacity (fractions rounded down)			805
				Number of core classrooms			41